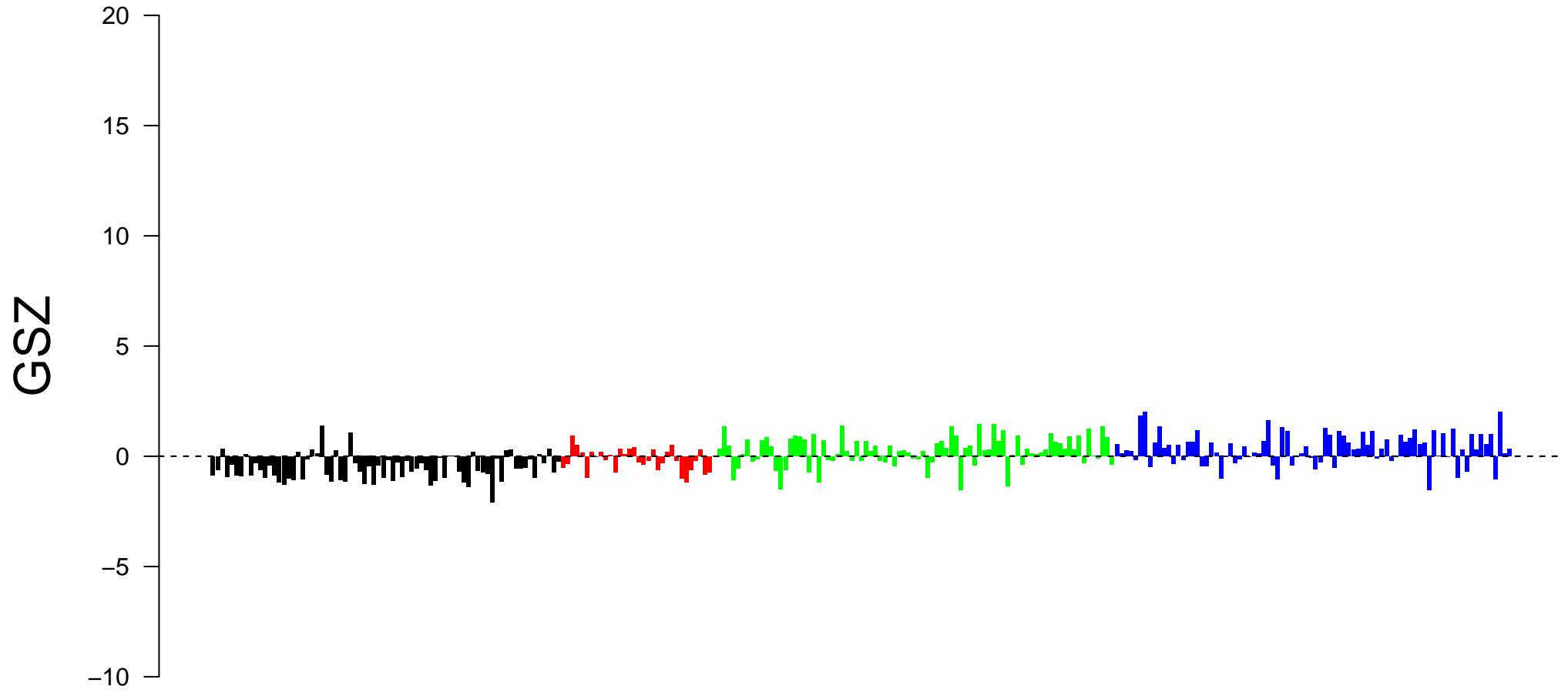
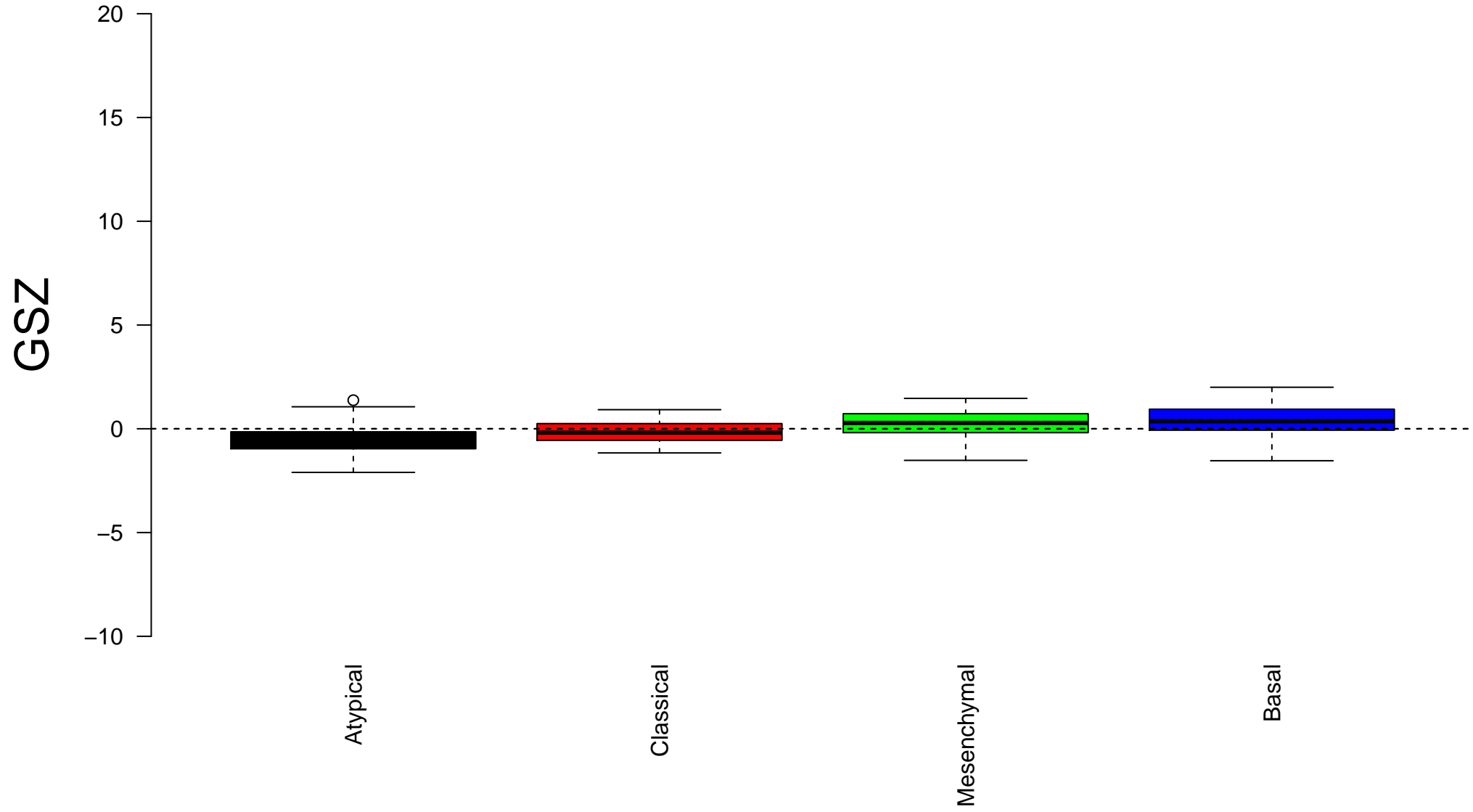


PALOMERO_GSI_SENSITIVITY_DN



PALOMERO_GSI_SENSITIVITY_DN




Enrichment in spots: PALOMERO_GSI_SENSITIVITY_DN



Expression of PALOMERO_GSI_SENSITIVITY_DN in Spot A




Expression of PALOMERO_GSI_SENSITIVITY_DN in Spot B




Expression of PALOMERO_GSI_SENSITIVITY_DN in Spot C



Expression of PALOMERO_GSI_SENSITIVITY_DN in Spot D



Expression of PALOMERO_GSI_SENSITIVITY_DN in Spot E



Expression of PALOMERO_GSI_SENSITIVITY_DN in Spot F



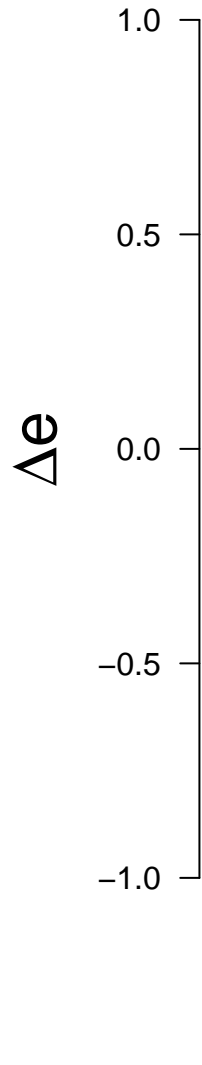
Expression of PALOMERO_GSI_SENSITIVITY_DN in Spot G



Expression of PALOMERO_GSI_SENSITIVITY_DN in Spot H



Expression of PALOMERO_GSI_SENSITIVITY_DN in Spot I




Expression of PALOMERO_GSI_SENSITIVITY_DN in Spot J



Expression of PALOMERO_GSI_SENSITIVITY_DN in Spot K



Expression of PALOMERO_GSI_SENSITIVITY_DN in Spot L



Expression of PALOMERO_GSI_SENSITIVITY_DN in Spot M



Expression of PALOMERO_GSI_SENSITIVITY_DN in Spot N



Expression of PALOMERO_GSI_SENSITIVITY_DN in Spot O



Expression of PALOMERO_GSI_SENSITIVITY_DN in Spot P



Expression of PALOMERO_GSI_SENSITIVITY_DN in Spot Q



Expression of PALOMERO_GSI_SENSITIVITY_DN in Spot R

